

# Invesco Monthly Income Plus (UK) Y Inc

## Fund Information

Launch Date	31/03/2014
Sector	Sterling Strategic Bond
Domicile	United Kingdom
Benchmark	IA Sterling Strategic Bond Sector
Currency	GBX
Price (Bid/Mid) (as at 03/06/2020)	184.84p
Manager name	Paul Causer, Paul Read, Ciaran Mallon
Fund Size	£2228.09m at 30/04/2020
Number of Holdings	394
Yield	5.61%
Dividend dates	01/01/2020, 01/02/2020, 01/03/2020, 01/04/2020, 01/05/2020, 01/06/2020, 01/07/2019, 01/08/2019, 01/09/2019, 01/10/2019, 01/11/2019, 01/12/2019
ISIN	GB00BJ04K042
CitiCode	K630
Legal Structure	OEIC

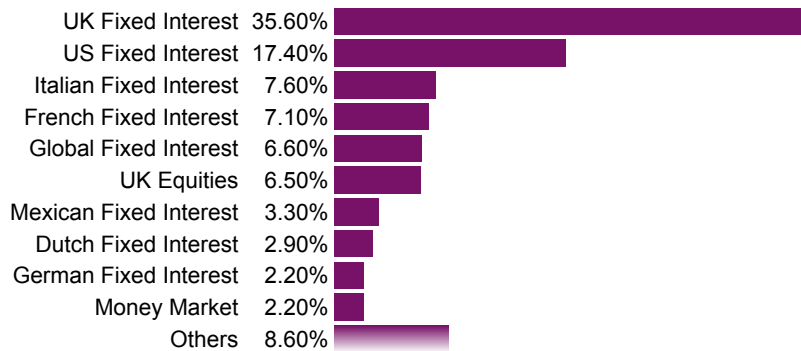
## Top Holdings % (as at 30/04/2020)

UNITED STATES OF AMER TREAS BILLS 1.625% TB 31/12/24 USD100	3.87
UNITED STATES OF AMER TREAS BILLS 0.25% TB 15/07/29 USD100	2.96
LLOYDS BANK PLC 13% STEP-UP PERP CAP SECS GBP100000	2.69
MEXICO(UNITED MEXICAN STATES) 7.5% BDS 03/06/27 MXN100	2.11
UNITED STATES OF AMER TREAS BONDS 2% BDS 15/08/25 USD100	1.97
UNICREDIT SPA VAR UNDATED NTS USD200000	1.89
VIRGIN MEDIA SECURED FINANCE PLC 4.875% BDS 15/01/27 GBP100000	1.74
NATIONWIDE BUILDING SOCIETY	1.71
HBOS CAPITAL FUNDING 6.85% PERP BDS USD1000	1.46
INTESA SANPAOLO SPA GLOBAL RECEIPTS REPR BEN INT NTS X 144A	1.30

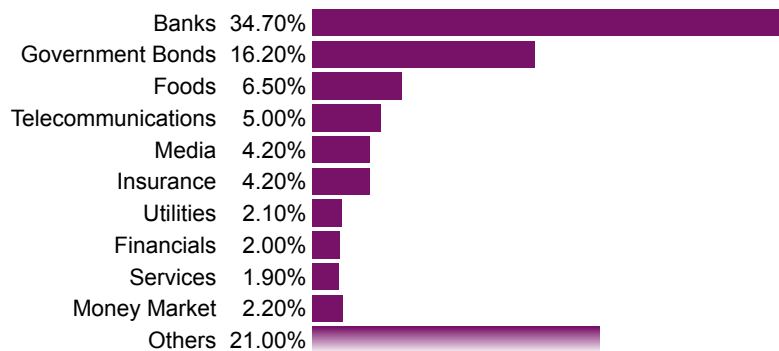
## Fund Objective

The objective of the Fund is to achieve a high level of income together with capital growth over the medium to long term. The Fund invests primarily in high yielding corporate and government fixed interest and other debt securities globally (which may be sub-investment grade or have no credit rating) and shares of companies. The Fund may use derivatives (complex instruments) and other financially linked instruments in order to meet the Fund's investment objective and to reduce risk, minimise costs and/or generate additional capital or income. The Fund is actively managed within its objectives and is not constrained by a benchmark.

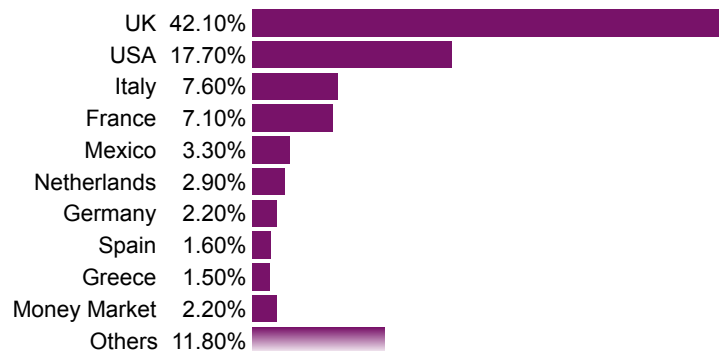
## Asset Breakdown (as at 30/04/2020)



## Sector Breakdown (as at 30/04/2020)



## Region Breakdown (as at 30/04/2020)

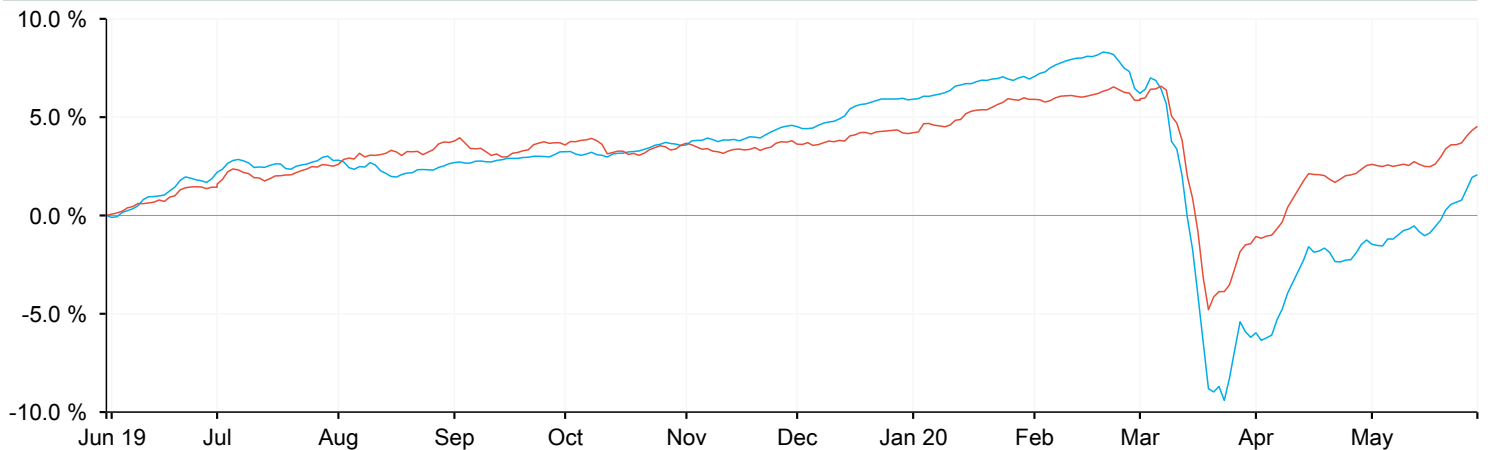


The value of investments can go down in value as well as up, so you could get back less than you invest. It is therefore important that you understand the risks and commitments. This website aims to provide information to help you make your own informed decisions. It does not provide personal advice based on your circumstances. If you are unsure of how suitable an investment is for you, please seek personal advice from independent financial adviser.

# Invesco Monthly Income Plus (UK) Y Inc

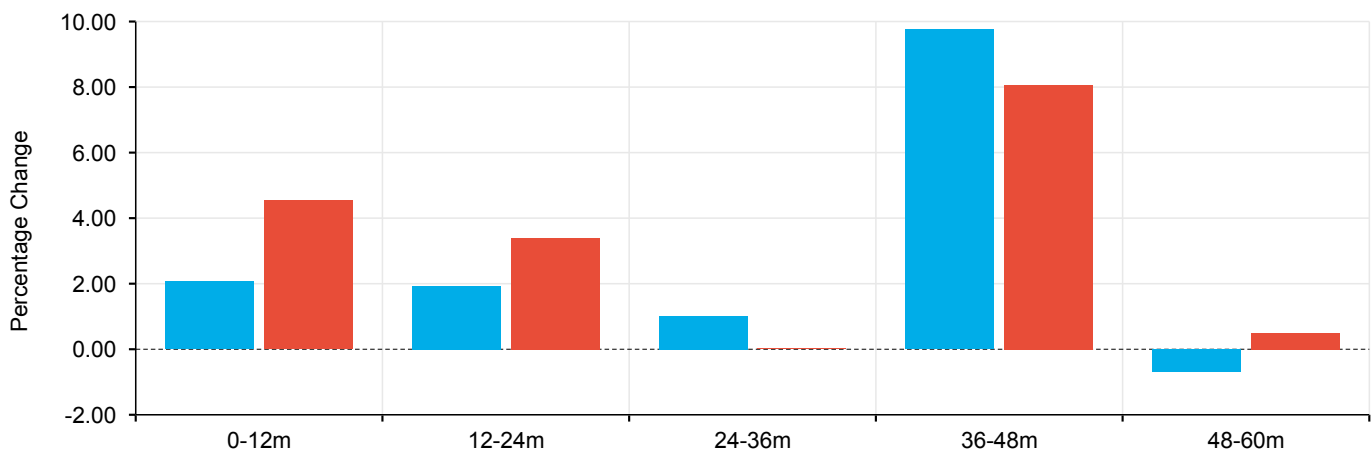
## Cumulative Performance (%) (as at 29/05/2020)

	3m	6m	1yr	3yrs	5yrs	10yrs	Since launch
<span style="color: #00AEEF;">■</span> Invesco Monthly Income Plus (UK) Y Inc	-4.12	-2.41	2.07	5.10	14.56	N/A	22.82
<span style="color: #C00000;">■</span> Sterling Strategic Bond	-1.25	0.71	4.54	8.11	17.42	59.38	N/A



## Discrete Performance (%) (as at 29/05/2020)

	0-12m	12-24m	24-36m	36-48m	48-60m
<span style="color: #00AEEF;">■</span> Invesco Monthly Income Plus (UK) Y Inc	2.07	1.93	1.01	9.76	-0.69
<span style="color: #C00000;">■</span> Sterling Strategic Bond	4.54	3.40	0.02	8.07	0.50



The value of investments can go down in value as well as up, so you could get back less than you invest. It is therefore important that you understand the risks and commitments. This website aims to provide information to help you make your own informed decisions. It does not provide personal advice based on your circumstances. If you are unsure of how suitable an investment is for you, please seek personal advice from independent financial adviser.

The percentage change shown is correct to two decimal places. In some instances funds may be shown as increasing or decreasing in value with a 0.00% change. This shows where a increase or decrease of less than 0.005% has occurred.

Performance figures are calculated on a bid to bid basis and shown in Pounds Sterling. It is important to know that unit prices reflect the value of the underlying assets of the funds and so can go down as well as up.

Past performance is not indicative of future performance. Where a fund invests in overseas securities, the unit prices may also rise and fall purely on account of exchange rate fluctuations.