

Liontrust UK Smaller Companies I Inc

Fund Information

Launch Date	28/01/2013
Sector	UK Smaller Companies
Domicile	United Kingdom
Benchmark	FTSE Small Cap ex ITs
Currency	GBX
Price (Bid/Mid) (as at 03/06/2020)	1533.08p
Manager name	Anthony Cross, Julian Fosh, Victoria Stevens, Matthew Tonge
Fund Size	£1029.96m at 30/04/2020
Number of Holdings	68
Yield	0.24%
Dividend dates	01/05/2020
ISIN	GB00B57TMD12
CitiCode	LIM2
Legal Structure	Unit Trust

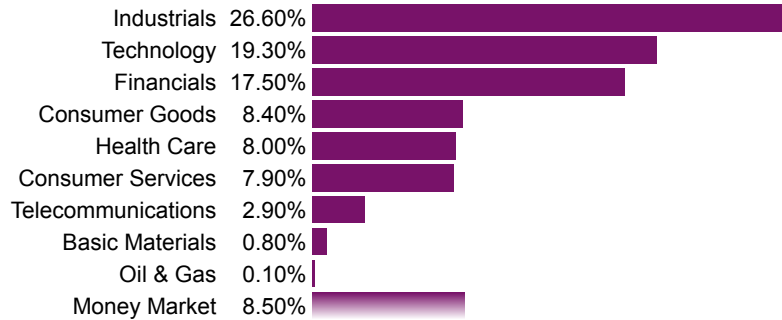
Fund Objective

The Fund aims to deliver capital growth over the long term (5 years or more).

Asset Breakdown (as at 30/04/2020)



Sector Breakdown (as at 30/04/2020)



Region Breakdown (as at 30/04/2020)



Top Holdings % (as at 30/04/2020)

YOUGOV	3.48
GAMMA COMMUNICATIONS PLC	2.89
DOTDIGITAL GROUP PLC	2.50
RWS HLDGS	2.40
JUDGES SCIENTIFIC PLC	2.32
IMIMOBILE PLC	2.25
IOMART GROUP	2.22
GLOBALDATA PLC	1.99
CARETECH HLDGS PLC	1.98
BIOVENTIX PLC	1.98

Ratings

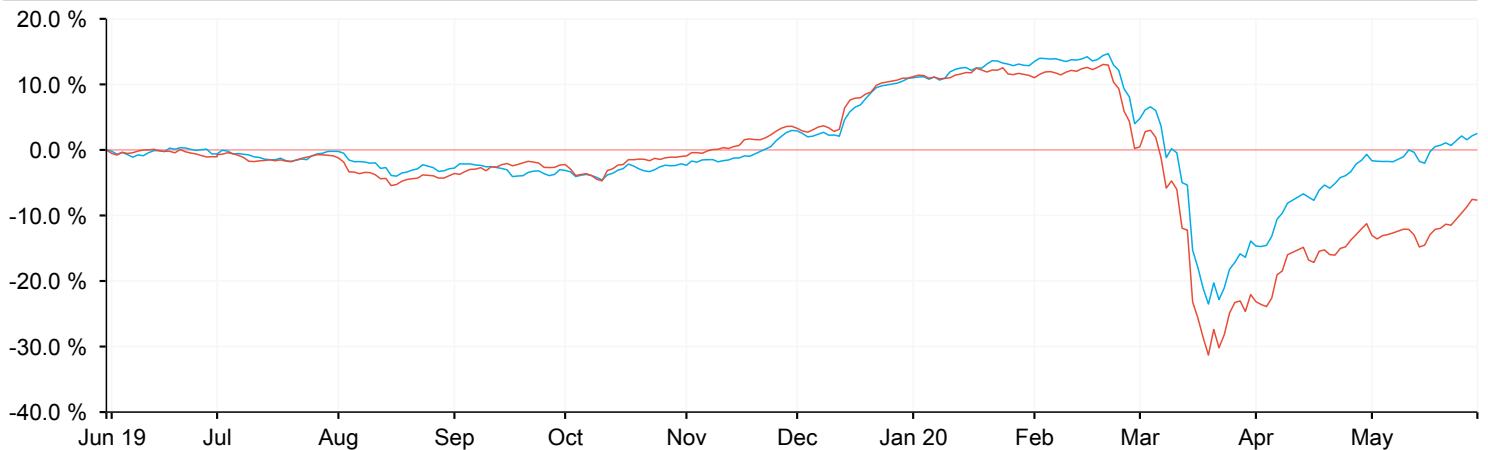


The value of investments can go down in value as well as up, so you could get back less than you invest. It is therefore important that you understand the risks and commitments. This website aims to provide information to help you make your own informed decisions. It does not provide personal advice based on your circumstances. If you are unsure of how suitable an investment is for you, please seek personal advice from independent financial adviser.

Liontrust UK Smaller Companies I Inc

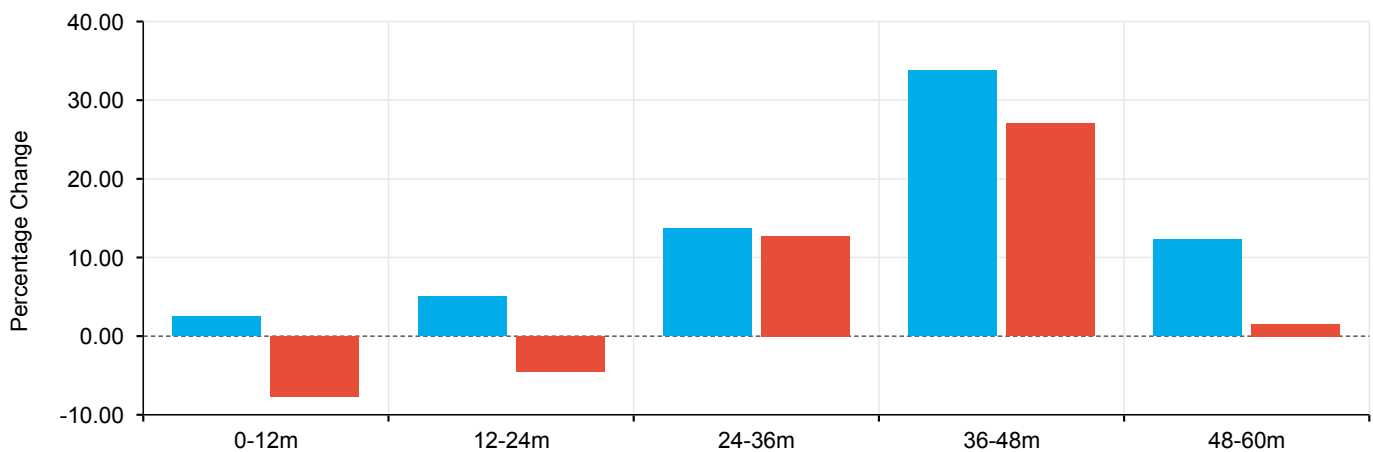
Cumulative Performance (%) (as at 29/05/2020)

	3m	6m	1yr	3yrs	5yrs	10yrs	Since launch
■ Liontrust UK Smaller Companies I Inc	-1.44	-0.44	2.52	22.45	83.94	359.42	1761.57
■ UK Smaller Companies	-7.87	-10.88	-7.67	-0.58	28.26	175.33	N/A



Discrete Performance (%) (as at 29/05/2020)

	0-12m	12-24m	24-36m	36-48m	48-60m
■ Liontrust UK Smaller Companies I Inc	2.52	5.07	13.69	33.76	12.30
■ UK Smaller Companies	-7.67	-4.49	12.74	27.05	1.55



The value of investments can go down in value as well as up, so you could get back less than you invest. It is therefore important that you understand the risks and commitments. This website aims to provide information to help you make your own informed decisions. It does not provide personal advice based on your circumstances. If you are unsure of how suitable an investment is for you, please seek personal advice from independent financial adviser.

The percentage change shown is correct to two decimal places. In some instances funds may be shown as increasing or decreasing in value with a 0.00% change. This shows where a increase or decrease of less than 0.005% has occurred.

Performance figures are calculated on a bid to bid basis and shown in Pounds Sterling. It is important to know that unit prices reflect the value of the underlying assets of the funds and so can go down as well as up.

Past performance is not indicative of future performance. Where a fund invests in overseas securities, the unit prices may also rise and fall purely on account of exchange rate fluctuations.