

CFP SDL UK Buffettology General Acc

Fund Information

Launch Date	18/09/2017
Sector	UK All Companies
Domicile	United Kingdom
Benchmark	IA UK All Companies
Currency	GBX
Price (Bid/Mid) (as at 03/06/2020)	125.67p
Manager name	Keith Ashworth-Lord
Manager Since Date	28/03/2011
Fund Size	£1309.43m at 29/05/2020
Number of Holdings	31
Yield	1.10%
Dividend dates	01/03/2020, 01/09/2019
ISIN	GB00BF0LDZ31
CitiCode	O5M6
Legal Structure	OEIC

Top Holdings % (as at 30/04/2020)

GAMES WORKSHOP GROUP	6.72
LIONTRUST ASSET MANAGEMENT PLC	4.75
AB DYNAMICS PLC	3.93
LONDON STOCK EXCHANGE GROUP	3.76
BIOVENTIX PLC	3.51
RWS HLDGS	3.21
DECHRA PHARMACEUTICALS	3.16
EXPERIAN PLC	3.14
SOFTCAT PLC	3.12
ROLLINS INC	3.08

Ratings



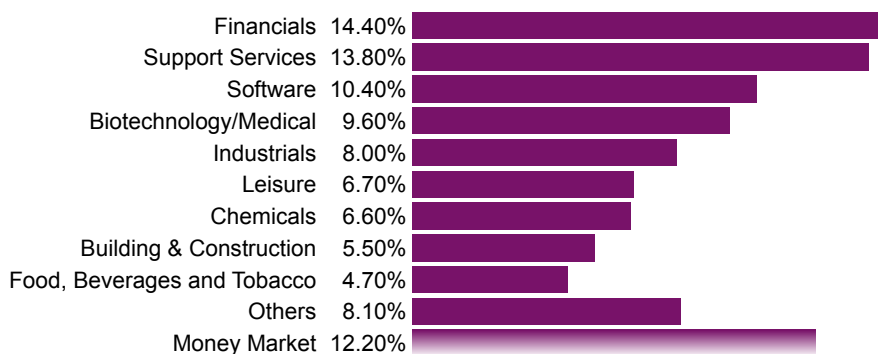
Fund Objective

The investment objective of the Fund is to seek to achieve an annual compounding rate of return over the long term, defined as 5 – 10 years, which is superior to the median performance of all of the funds forming the official peer group of which the Fund is part. 'Peer group' is defined as being the Investment Association sector to which the Fund has been allocated (currently being the UK All Companies Sector) or to which it may be allocated in future, as determined by that body. Investments will be made principally in UK equities, applying the methodology of Business Perspective Investing. Business Perspective Investing identifies companies that exhibit criteria considered essential to the long term success of that business, and are expected to possess strong operating franchises and experienced management teams. Investments are to be made at a valuation deemed to provide shareholder value over the intended long term period of investment, not to be sold for short term profits. Further information regarding the investment criteria adopted in Business Perspective Investing can be obtained directly from the Investment Adviser or at <https://www.sanford-deland.com/15/about-sdl/the-principles/business-perspective-investing>. The Fund may also invest in other transferable securities, money market instruments, units and/or Shares in other collective investment schemes, deposits, warrants, cash and near cash. The Investment Adviser will adopt a focussed approach to investing in shares of those companies which it believes have strong operating franchises and experienced management teams and whose shares are undervalued and offer the potential for improved economic growth. The Fund may also invest in derivatives and forward transactions (for hedging purposes). The Fund may borrow and may enter into stock lending and underwriting transactions in accordance with COLL.

Asset Breakdown (as at 30/04/2020)



Sector Breakdown (as at 30/04/2020)



Region Breakdown (as at 30/04/2020)

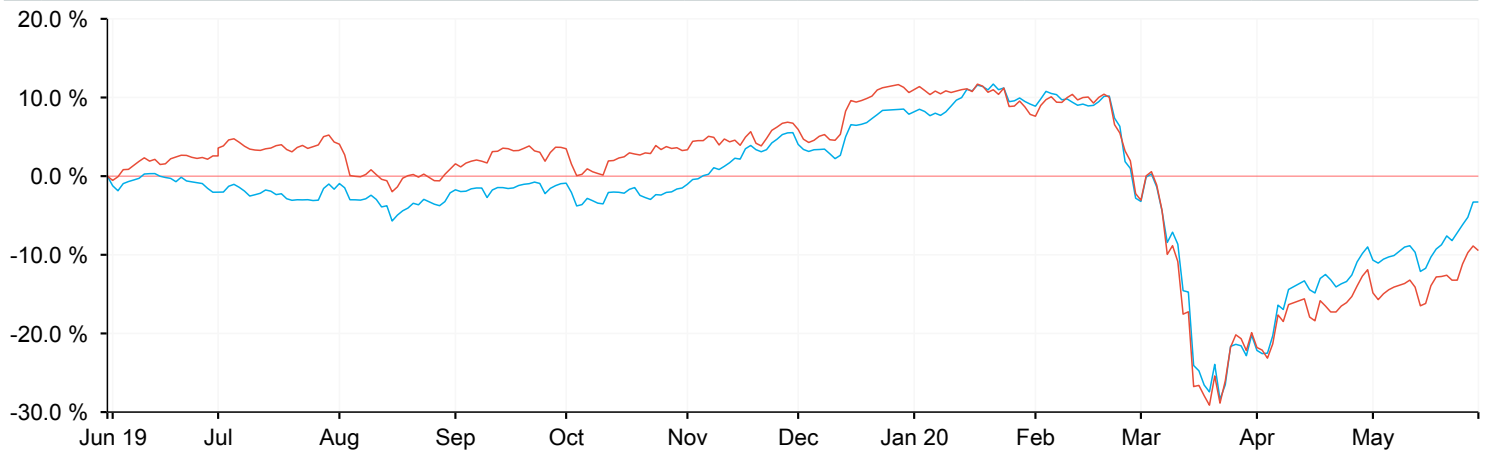


The value of investments can go down in value as well as up, so you could get back less than you invest. It is therefore important that you understand the risks and commitments. This website aims to provide information to help you make your own informed decisions. It does not provide personal advice based on your circumstances. If you are unsure of how suitable an investment is for you, please seek personal advice from independent financial adviser.

CFP SDL UK Buffettology General Acc

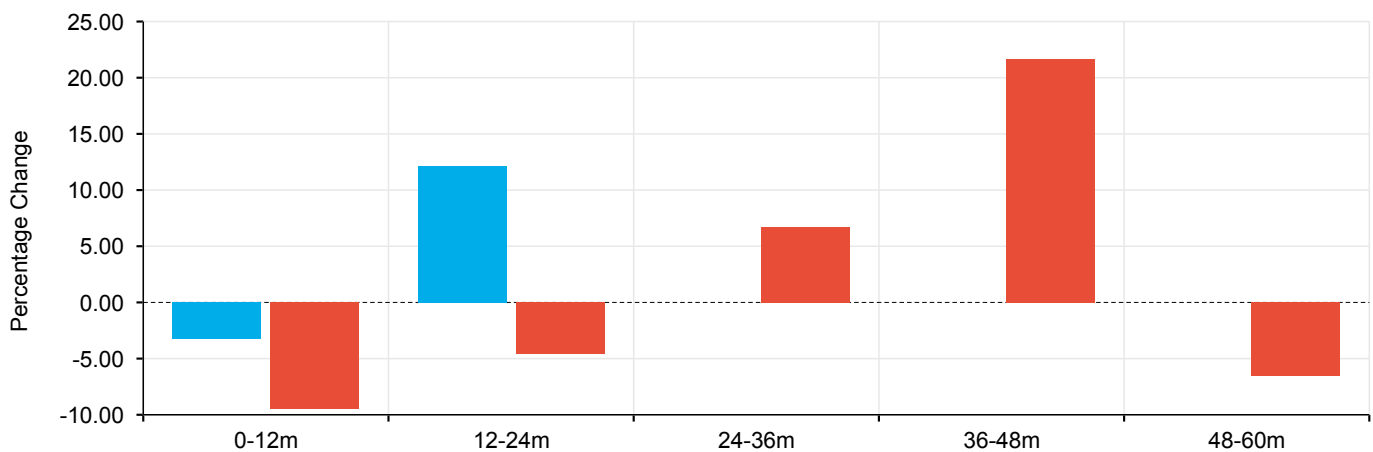
Cumulative Performance (%) (as at 29/05/2020)

	3m	6m	1yr	3yrs	5yrs	10yrs	Since launch
CFP SDL UK Buffettology General Acc	-0.50	-8.36	-3.29	N/A	N/A	N/A	25.32
UK All Companies	-7.41	-15.17	-9.46	-7.81	4.86	84.51	N/A



Discrete Performance (%) (as at 29/05/2020)

	0-12m	12-24m	24-36m	36-48m	48-60m
CFP SDL UK Buffettology General Acc	-3.29	12.15	N/A	N/A	N/A
UK All Companies	-9.46	-4.55	6.68	21.70	-6.55



The value of investments can go down in value as well as up, so you could get back less than you invest. It is therefore important that you understand the risks and commitments. This website aims to provide information to help you make your own informed decisions. It does not provide personal advice based on your circumstances. If you are unsure of how suitable an investment is for you, please seek personal advice from independent financial adviser.

The percentage change shown is correct to two decimal places. In some instances funds may be shown as increasing or decreasing in value with a 0.00% change. This shows where a increase or decrease of less than 0.005% has occurred.

Performance figures are calculated on a bid to bid basis and shown in Pounds Sterling. It is important to know that unit prices reflect the value of the underlying assets of the funds and so can go down as well as up.

Past performance is not indicative of future performance. Where a fund invests in overseas securities, the unit prices may also rise and fall purely on account of exchange rate fluctuations.